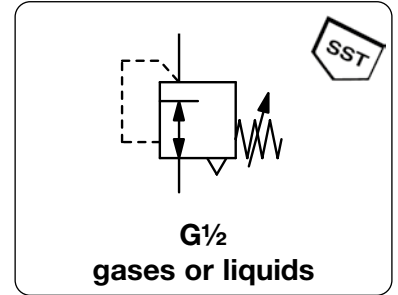


Description	diaphragm-operated pressure regulator in small design
Media	compressed air, gases or liquids
Supply pressure	max. 21 bar
Adjustment	by plastic knob with snap-lock
Relieving function	relieving, optionally non-relieving
Gauge port	G $\frac{1}{4}$ on both sides of the body, screw plugs supplied
Mounting position	any
Temperature range	0 °C to 65 °C / 32 °F to 149 °F, for appropriately conditioned compressed air down to -30 °C / -22 °F 0 °C to 80 °C / 32 °F to 176 °F for spring cage made of fiberglass or stainless steel
Material	Body: stainless steel 316 Spring cage: glass fibre-reinforced plastic Elastomer: FKM Inner valve: stainless steel 316



Dimensions			Description	K _v -rate	Flow thread	Connection range	Pressure number	Order
A	B	C	value	rate	thread	range	bar	
mm	mm	mm		(m ³ /h)	m ³ /h*1 l/min*1	G		

Stainless steel pressure regulator								supply pressure max. 21 bar	R10-S
60	124	35	relieving for compressed air	2.6	180	3000	G $\frac{1}{2}$	0.2 ... 4.0	R10-04BS
								0.3 ... 9.0	R10-04CS
								0.5 ... 17	R10-04DS
60	124	35	non-relieving for liquids	2.6	2.6	43	G $\frac{1}{2}$	0.2 ... 4.0	R10-04BSK
								0.3 ... 9.0	R10-04CSK
								0.5 ... 17	R10-04DSK



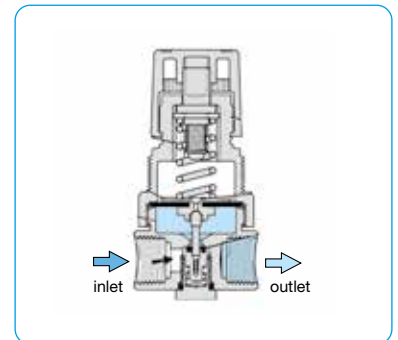
R10-S

Special options, add the appropriate letter

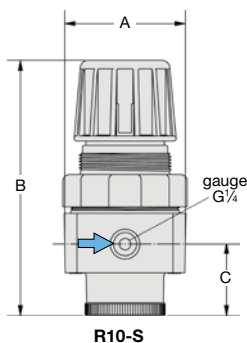
NPT	connection thread	R1. -0. . . N
spring cage made of SST	incl. SST-adjusting screw, total height= 154 mm	R11-04 . .

Accessories, enclosed

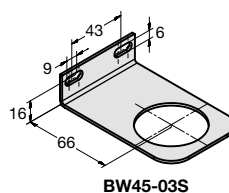
pressure gauge	Ø 50 mm, 0... *2 bar, G $\frac{1}{4}$	MS5002-..*2
mounting bracket		BW45-03S
mounting nut		M45X1,5S



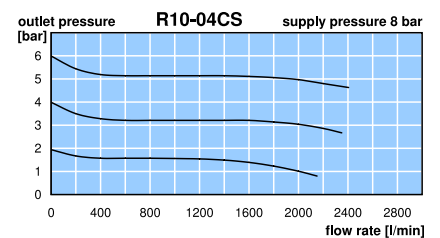
cross-section



R10-S



BW45-03S



*1 at 8 bar supply pressure, 6 bar outlet pressure and 1 bar pressure drop
*2 02 = 0...2.5 bar, 04 = 0...4 bar, 10 = 0...10 bar, 16 = 0...16 bar, 25 = 0...25 bar